

FIRE & EMERGENCY



Pumpers • Rescues • Tankers • Aerials



OUR MISSION TO YOU:

“Apparatus is as individual as the station and the person(s) who uses them. At Marion we strive to build with innovation and safety in mind to offer you the best apparatus for your department. We at Marion truly admire our ‘heroes’ and with that admiration comes a great responsibility to provide a product that you can use and be proud of.”

“So stand proud, you have found a company that truly cares for your ‘individuality’”

MAKE THEM YOURS.



Customization

Our trucks are designed from the ground up to our customer's exact specification.



Longevity

Our bodies are designed for long service life; backed by leading industry warranties.



Service

Every step of the way from design, engineering to manufacturing.

Pumpers • Rescue • Tankers • Aerials

MARIONBODY.COM

715.754.5261



A Tradition of Quality. Since 1905

Load our custom trucks with the features you need. Let us fabricate your dream rescue, pumper, tanker or aerial from start to finish based on a deep understanding of your needs. With sharp attention to detail and quality construction, our safe, high-performance trucks are built to last.

RESCUE PUMPER

Unique features make a difference

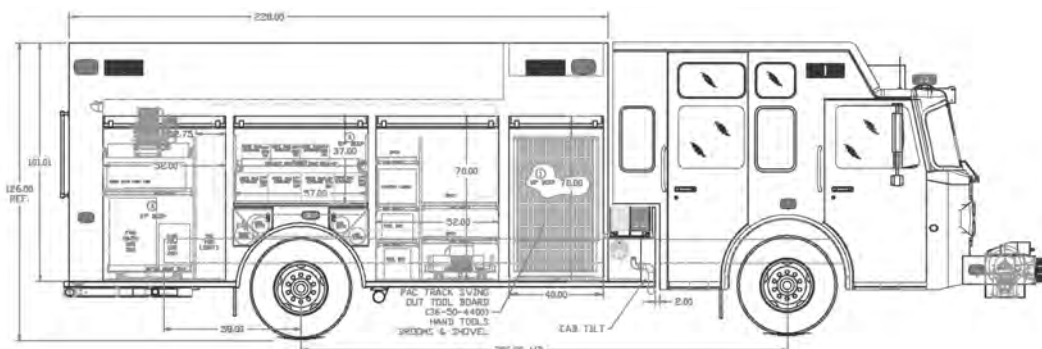
The Marion Rescue Pumper trademarked as the RPM offers unique methods to combine a pumper and a rescue into one vehicle. The RPM allows for more equipment capacity as well as easier to service pumps and plumbing all while remaining practical and functional. This vehicle carries the continued theme of being able to be fully customized to support ergonomics and improved access to your equipment on scene.

One of a kind

- Pump panel controls are enclosed from harsh environments. Tools frequently used by the pump operator are easily in reach.
- Easier pump service with several friendly maintenance access designs including full swing out access panels and removable doors along with stainless thread-less plumbing connections for quicker service.
- Fit more in one vehicle. Unique features such as under tank cascade bottles and water tank designs help use every inch of space to leave more for your equipment.
- Full line of pump configurations from pto to driveline up to 2000 gpm.
- 100% extending transverse crosslays for ergonomic repacking of pre-connects.



Every department deserves the truck of their dreams...

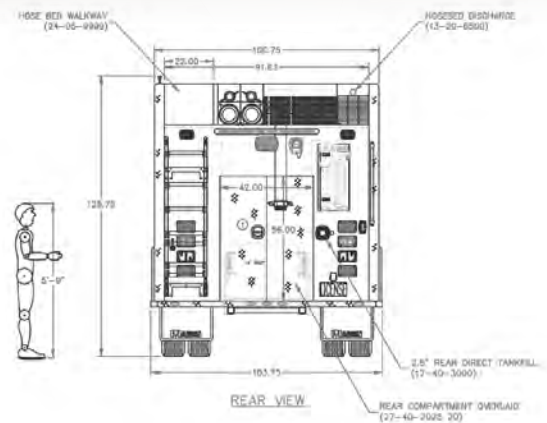
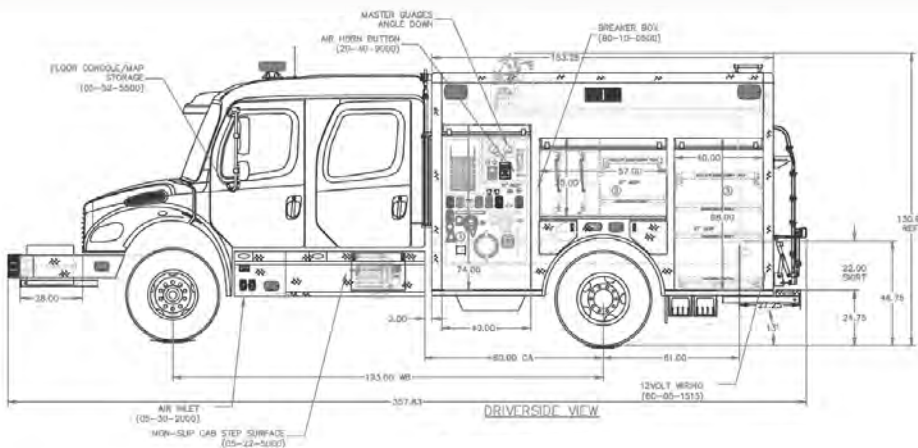




www.marionbody.com



at Marion we make that dream a reality.



PUMPER

High efficiency workhorses

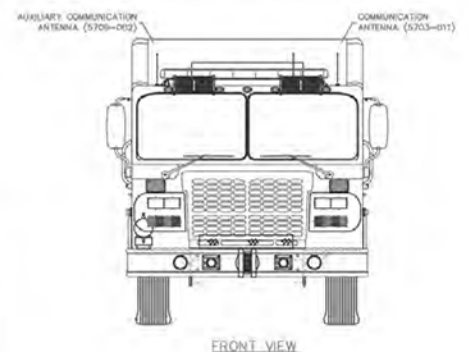
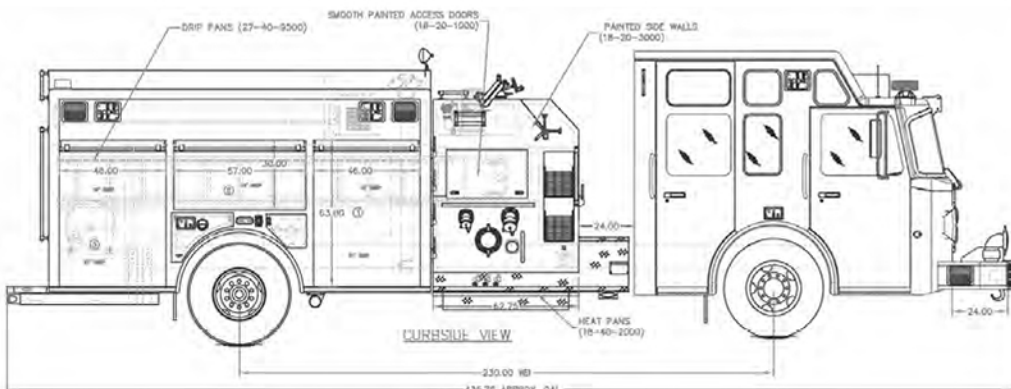
When you're on scene, there's no margin for error, and no room for compromises or shortcuts. That's why you want a Marion pumper at your side. We'll design and build your pumper with a laser-sharp focus on every detail, and customize every inch of it to meet your needs. What you get is a tough, high-performance pumper that does exactly what you need it to – every time, on every call.


Build It Your Way

- Easy operating controls, high visibility indicators and ergonomic spacing prove pump control panels are designed with the operator in mind.
- Pump panels made with service in mind. From our large swing-out master gauge panel to the curbside hinge swing panel access to the pump for service can be readily made.
- Pre-connects designed with easy reach for the firefighter in mind. From low-no climb to 100% pull out deployment/repacking hose is always part of a Marion design.
- Fully customizable compartments, equal sized width for greater flexibility for the life of the vehicle.
- Double wall construction eliminates exposed wiring – enhancing longevity and durability.
- Fully sealed wheel wells allow for greater use for wheel well storage and protection from corrosive environment exposure.



A long-standing reputation of solid construction...

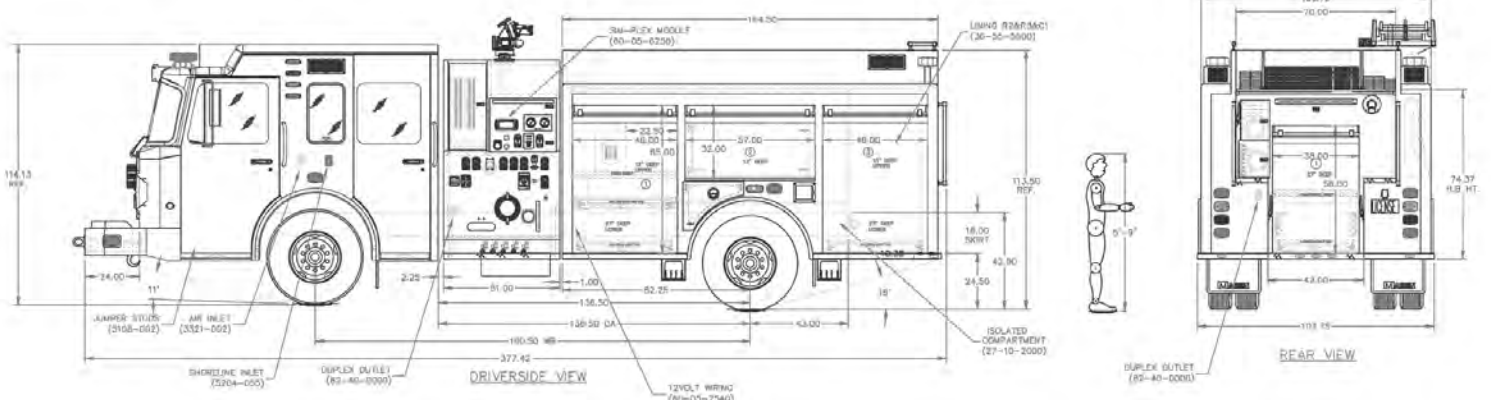




www.marionbody.com



a value we are proud to stand behind.



RESCUE

First to the scene & fully equipped

Every detail of a Marion counts, because in your line of work, every second counts. Our Rescue Units are designed to optimize your department's efficiency and are built to be remarkably durable – assets that make a Marion one of the hardest working members of your team.

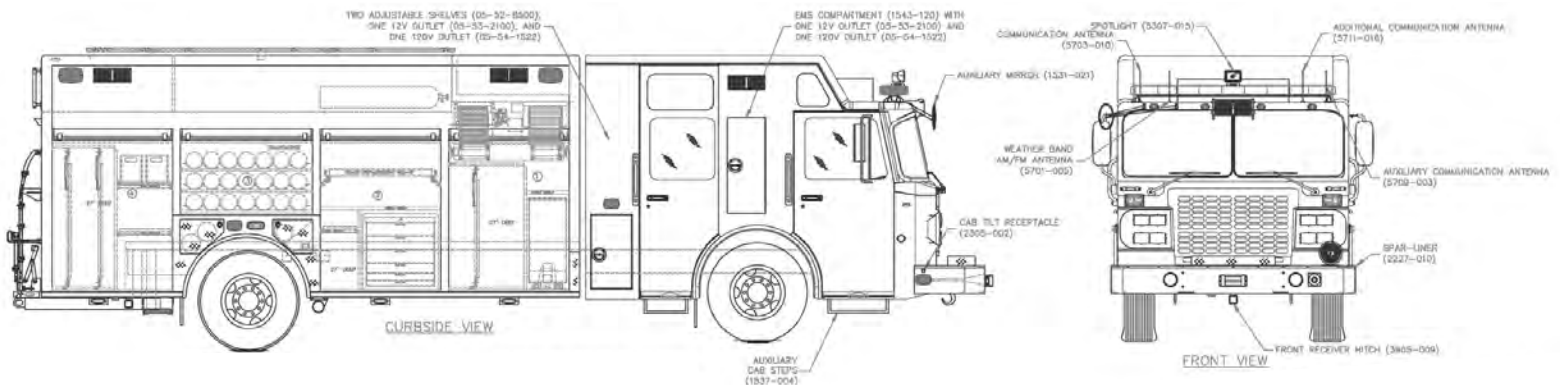
Rescues Features


- Chose from an array of features designed to fit your specific collection of equipment. Our rescues are designed "mission ready".
- Integral roof top compartment designs allow for greater flexibility in deploying reels and specialty sized equipment.
- Oil dry hoppers designed for quick release from wheel wells to roof tops.
- Rear upper body access can be accomplished in many methods from custom access ladders to hydraulic stair cases to access hidden space assuring every inch of space is occupied.



- Walk-In • Combination
- Non-Walk-In • Command/Speciality

Customized to fit your department...

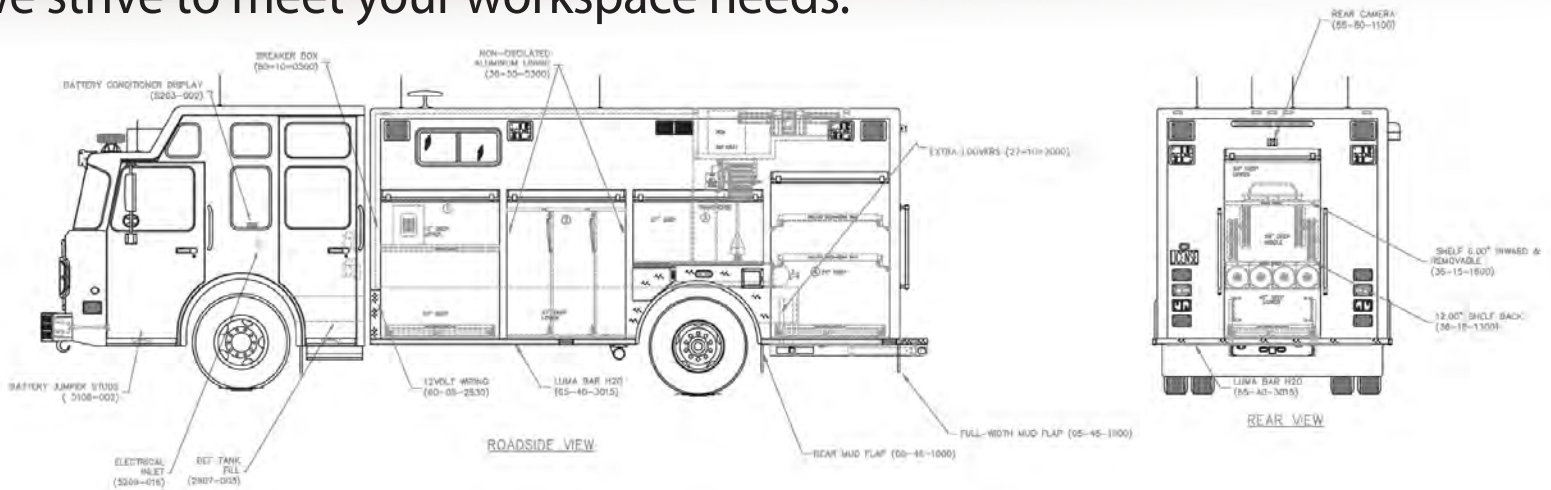




www.marionbody.com



we strive to meet your workspace needs.



TANKER

Mobile water supply

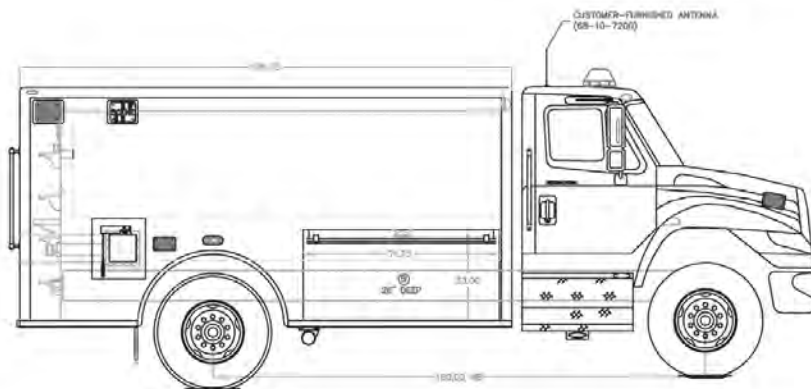
Marion tankers are engineered and designed for NFPA-compliance, optimum safety and performance. But that's not all; every feature we build into our tankers is designed to help make your team more efficient and effective, like flush, snag-free doors, high temperature wiring, reversible lip or no-lip shelves, catwalk overlays, and removable rear steps.


Hardworking Tankers

- From 2000-3500 gallon dry side tankers are designed to carry the water load needed for your department and allow for multiple mounting configurations.
- Choose between portable, pto and driveline driven pump configurations.
- Full customization for portable tank, ladders, and suction hose storage from a standard to a wide-body design.
- Choose between aluminum extrusion or stainless construction both featuring integral body construction without use of sub frame or bolted body construction.



Every unit is custom...

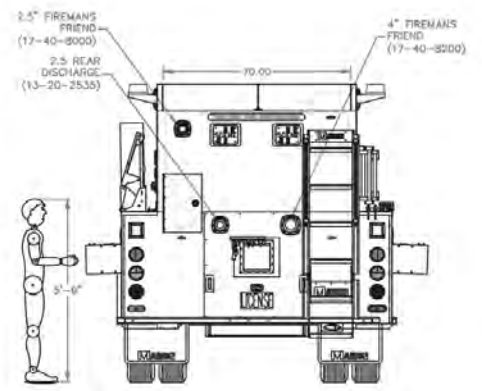
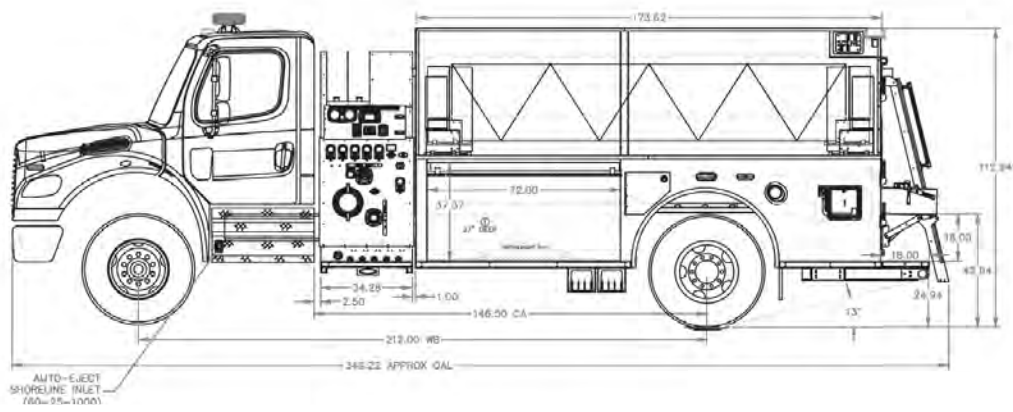




www.marionbody.com




every department is too.



AERIAL

Precision at any height



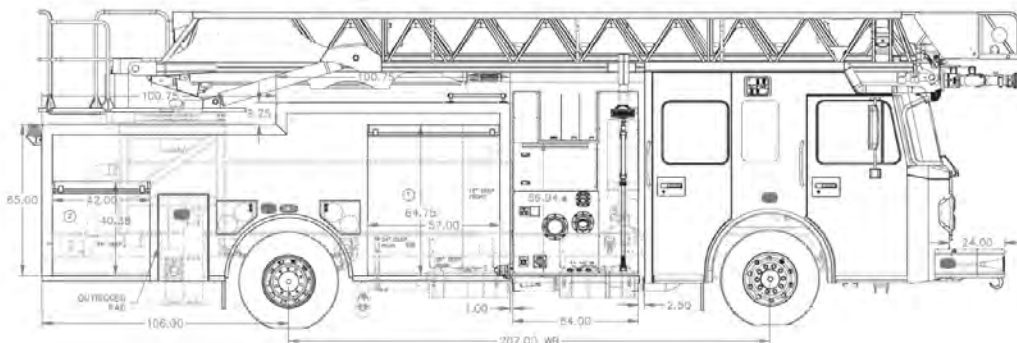
Every custom-designed, custom-built Marion aerial is a hard-working asset to its department. Choose from multiple compartment configurations. With our aerial stick lengths available up to 103', our Ladder is the perfect truck for high-rise rescue and for safely accessing tall roofs. Built to your exact specifications, we'll make sure every last detail exceeds your performance and quality expectations – because we know that when you're out on a call, there's no room for error.

Features

- Choose between rear mount and mid mount ladders and platforms ranging from 75-103'.
- Aerials feature ergonomic hose storage, easy deploying discharges and low reach ground ladders.
- Fully customizable allowing your equipment storage to take priority in design.



Helping you reach all your...

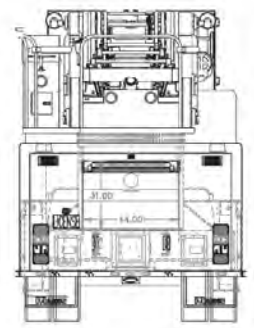
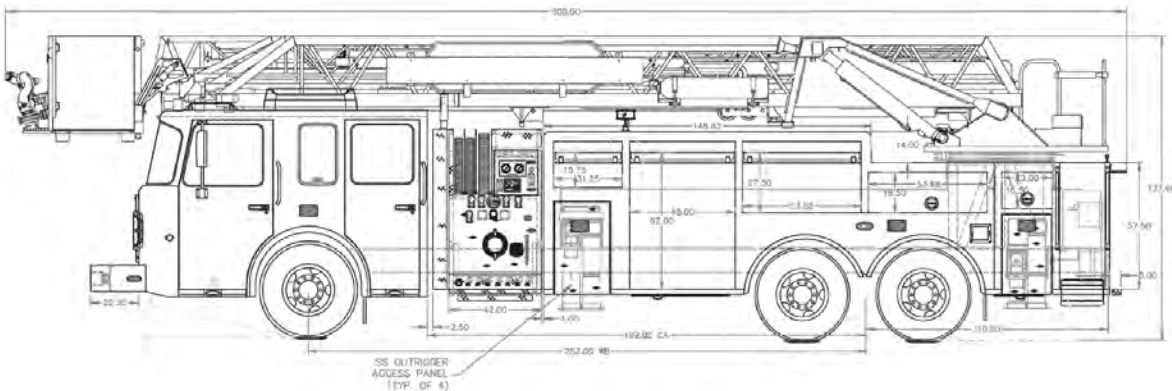





www.marionbody.com



department needs one step at a time.





www.marionbody.com

Marion Body Works, Inc. Marion, WI

715-754-5261 • Fax 715-754-5776 • www.marionbody.com • fire&emergencysales@marionbody.com